



Bob Mitchell - "Words from the Prez"

Probably the most significant thing that can be accomplished in the column is to keep you up to date on the plans we have for the future of SPAUG. Here are a few thoughts.

The major goals are to increase attendance and maintain our present members. In order to do this we must offer reasons for one to want to plan an evening away from home and family. Those reasons should include learning more about computers and software than they already know, imparting their knowledge to others, be exposed to new software and hardware, spend a little time in conversation with others who have the same interests and maybe even pick up some worthwhile software in a raffle.

We continue to seek out venders of software and hardware that we feel would be of interest to our membership. Most venders now limit their demonstrations to the larger user groups. With more people in attendance at our meetings we can insure SPAUG being included in the schedule of the major venders. We have also encouraged our own members to make presentations. This was done successfully at our August meeting. A suggestion was made at the last planning meeting to start the General Meeting at 7:00 PM (instead of 7:30 PM) in order to have more time for presentations and discussions. We want to know if this would be more favorable to the most number of our members. There has also been further discussion on obtaining more equipment for SPAUG that will allow us more freedom in selecting new locations should we lose our present EPRI location. It would also be useful in SIG meetings. There have been other ideas that members have offered as part of our general meeting format. Those are being given serious consideration. As always, we are open to your suggestions. You are all encouraged to come up with new ideas. We are listening.

*General Meeting Minutes
July 30, 1997*

Members and guests were welcomed to our July meeting. There were 25 members along with 7 guests. The Disk of the Month (DOM) demonstration was moved to the start of the meeting in order to insure time for this to take

place. Robert Mitchell presented the demonstration.

The main presentation covered the manipulation of digitized photographs that were made from films sent to processing firms (e.g.: Seattle Film Works, Konica Photo Shop). Club member, Bill Goldmacker demonstrated one application from Seattle Film Works that they provided free as a part of the service of producing digitized photos from film photos. He offered a number of ways one can adjust color, size, contrast and other effects with a digital photo. Robert Mitchell also presented similar effects with another application also provided free by another service.

- o o o o o o o o o o o o o o
- o *Thank you* o
- o *to Renewing Members* o
- o
- o **Leon Lowery** o
- o **Robert Mitchell** o
- o
- o *Welcome* o
- o *New Members* o
- o
- o **Alan Hamel** o
- o **Robert Page** o
- o
- o o o o o o o o o o o o o o

It was announced that Jim Dinkey had agreed to act as the coordinator of the Internet SIG. Jim made several announcements concerning the next meeting of the Internet SIG. Bob Mitchell also covered the next meeting of the WIN 95 SIG.

Bob Mitchell offered a second presentation on Kurzweil Voice Pad. This is a voice recognition software that allows you to use your voice to dictate words and make commands to the computer which then produces text and formatting as you direct with very minimal use of a keyboard or mouse.

Following a raffle the meeting was closed at approximately 9:30 PM.

The next meeting was announced for August 27, to be held at EPRI. ☺

Planning Meeting - August 6, 1997

Present: Bob Mitchell, President, Alan Kertz, Vice-President, Walter Varner, Accountant, Kendric Smith, Webmaster, Beverly Altman, Membership Chairman, Jim Dinkey, Publicity, Mildred Kohn, Secretary, Alan Hamel, Member.

The meeting was brought to order at 8 PM at Beverly Altman's house. When the President commented that he forgot to call for Random Access during the last General Meeting because of the heavy schedule, Kendric suggested we try setting the meeting time earlier. The next General Meeting on August 27 may start at 7 PM. Consult the announcement in the PrintScreen.

Now that a year has passed since some of us picked stocks for our fantasy portfolio, a final report will be made by Bob Mitchell at the next General meeting. Will Microsoft be the winner here, too? Who holds the winning stock?

The next Internet SIG may be held in the office of Nat Landes, where four telephone lines are available. Members are bringing their laptops. By having access to the Internet over a number of lines, the SIG will probably have something to view at one or another screen and not have to spend so much time standing around waiting for something to see. This location will lend itself to

the study of a number of search engines. Jim Dinkey is the leader of the SIG but hopes to get others to present interesting material. Kendric Smith has two hours of information to impart at two meetings in the future.

After hearing Walter Varner's report on our substantial bank account, Jim Dinkey expressed a wish that we could buy an overhead projector, an LED panel, and other equipment which we will need after EPRI is no longer available to us. This led to a discussion of the cost of insurance. There is a possibility that we could join with other clubs to get low cost insurance because of the volume.

Alan Hamel, the new member who was present, reported his observations of possible meeting sites when EPRI is no longer available to us. This reminded us to make our plea for members to be on the alert for new meeting sites.

The meeting was adjourned by President Bob Mitchell at 9:15 PM.

Respectfully submitted,

Mildred Kohn, Secretary ☺

Bob Mitchell - "A Bit More On Word Recognition Software"

If you attended the July general meeting, you received a brief taste of one software recognition program. In this case it was KURZWEIL VOICE PAD. There are a number of others. The most advertised program comparable in price and quality to Kurzweil Voice Pad is IBM's Simply Speaking Gold. Egghead is currently selling it for \$65.00. They both require at the least, a Pentium 100 Mhz processor, WIN 95, 16 MB RAM, CD ROM and a 16 bit sound card. The demo took place on a 486-33 computer. The need for a more powerful computer was obvious. A longer pause was necessary between words and there was a delay of a few seconds in getting the words to appear on the screen. In all cases it takes a while initially to teach the application your speech pattern. It will frequently produce a word quite different from what you have dictated. With each wrong word you correct it which is then stored in memory. Things working as they

should, the next time you pronounce that same word, the correct word should appear on the screen. Over a period of time it should memorize your entire speech pattern and accurately print the words you speak That doesn't always happen. It also gives you a choice of words when a spoken word could mean different things. For example when you say "Too" you will be given a choice of "To", "Too", "Two" or "2". You then select the one you wish to use. There are also a number of commands that can be used for editing and formatting. For example, "Delete that" will delete the last word spoken, "underline that" will underline the last word spoken, "period" will place a period following the last word spoken and "next paragraph" will start a new paragraph. There are more sophisticated word recognition applications that contain a much larger library of words and commands and be substantially faster than those described above. Dragon Systems now offers "Naturally Speaking" which received favorable marks from Larry Magid in his column in the San Francisco Examiner on August 10. There is also a review in the August issue of PC WORLD. "Naturally Speaking" allows you to talk to your computer in so called "continuous speech" without pausing between words. The street price is \$695.00. If you enjoy playing around with word recognition without making a heavy investment, the Kurzweil or IBM systems described above may suite your fancy. If you are easily frustrated by software mistakes or really want to get serious about word recognition you may wish to consider digging a little deeper and get a really workable product such as "Naturally Speaking".

Bob Mitchell - "America On-Line Info"

According to our latest information, there are about 17 of 48 SPAUG members who are into the Internet thing that are currently signed up with America On Line. This is for them and anyone else who may be thinking of AOL in the future.

Now, a word about Spamming (Junk E-Mail) and pop-up advertisements. To help stop unsolicited Junk E-mail, AOL has set up the Preferred Mail program. Preferred mail is already in place by default, pre-set to block mail from sites outside of America On Line that do not effectively deal with junk mailers that use their sites. If you look forward to receiving junk mail you can go to

Keyword PREFERRED MAIL and check the I WANT MASS E-MAIL FROM ALL SITES and you will get it. Really get it. Otherwise change nothing. According to AOL they have blocked hundreds of sites and continue to add to the list as they are notified of sites allowing junk e-mail to slip by. You can help by forwarding junk mail to screen name TOSSPAM. It will alert AOL to problem sites and allow them to act on it. They also suggest that you ignore "remove" instructions within junk mail itself. This is usually fake and will only cause you more frustration.

Pop up advertising (what you see when you first access AOL), on the other hand is blessed (if not originated) by AOL. You can however elect not to receive some or any this. To do this, you need to visit keyword MARKETING PREFERENCES, and choose the "Tell us what your pop-up preferences are" entry on the list. This will give you the ability to choose what types of pop-up advertisements you wish to receive or to turn them off altogether.

Another thing tough to locate in AOL HELP is how to automate your sign on to AOL. You can store your password and obviate the necessity of keying in your password every time to access AOL. In AOL Version 3 click on the MY AOL icon in the toolbar. (It's the blue AOL icon with the word "my" next to it) In the MY AOL box click the PREFERENCES button, select your password and then click the SET UP NOW button. On the next screen click EDIT YOUR STORED PASSWORD. The next thing you'll see is a window that shows all the screen names used on your account. Each name will have a little box next to it. You store a password for a screen name by typing the password used for that name into the box. Then click on the OK button. If you haven't yet upgraded from version 2.5, go to PERSONAL CHOICES under the MEMBERS menu. It is important to remember that while storing your password may make it more convenient for you it also allows anyone who has access to your computer to use your AOL account.

General Meeting - August 27th,
7:30PM - at EPRI,
3412 Hillview Ave - Palo Alto

Questions and Answers

The SPAUG Web Page
 available at
<http://www.mediacity.com/~spaug>
 sponsored by
MediaCity
 500 Logue Ave
 Mtn View, CA 94043
 (415) 321-6800
 PPP/T1/Frame Relay/ISDN

General Meeting
 August 27th, 7:30PM
 at EPRI,
 3412 Hillview Ave.
 Palo Alto

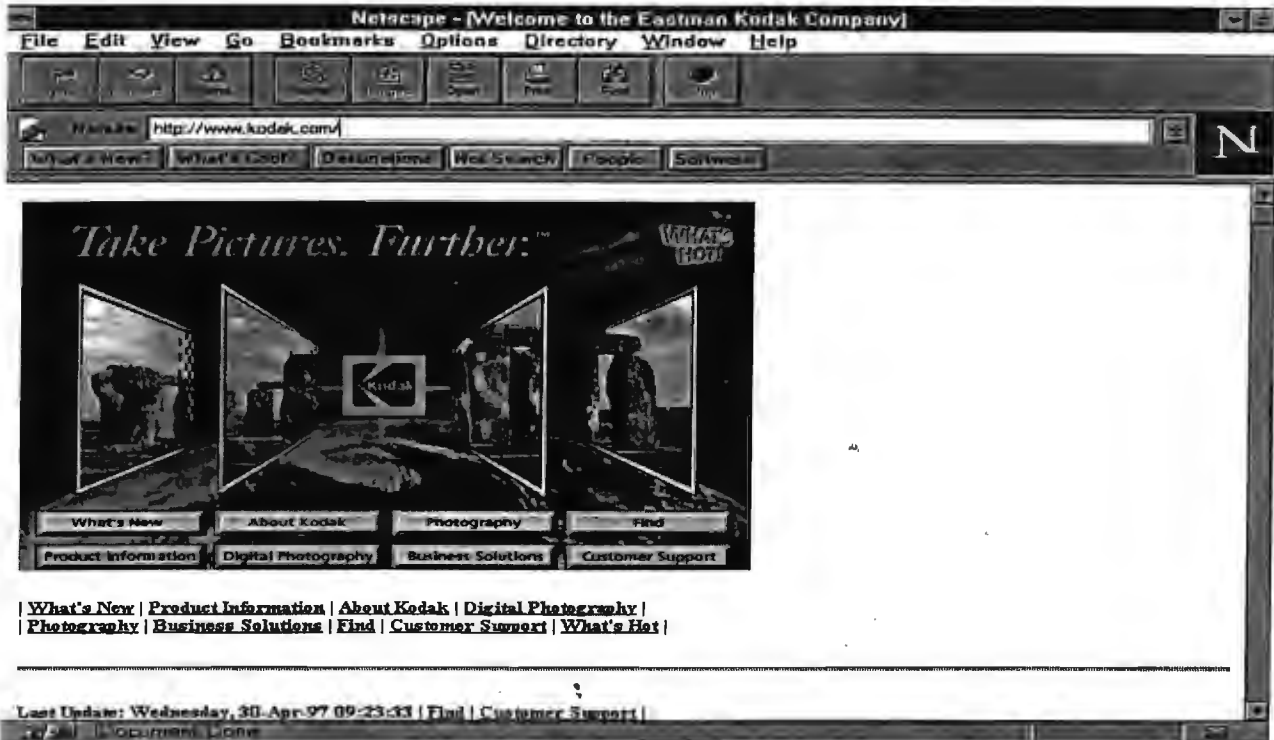


Listserver
spaug-list@mediacity.com
 Any member on the spaug-list can send messages to all other members on the list automatically by sending e-mail to this address. This list is intended for announcements of interest to all SPAUG members. Please avoid excessive or trivial announcements, since they tend to annoy some members, especially those paying for connect time. Additions or corrections can be sent to: spaug@mediacity.com

Contacts
Bob Mitchell
tvbob1@aol.com
 President (415) 368-9530
Artan Kertz
akertz@seiler.com
 Vice President (415) 368-9346
Walter Varner
walt2222@aol.com
 Accountant (408) 739-3488
Mildred Kohn
mildredk@aol.com
 Secretary (415) 949-1833
Beverly Altman
bevaltman@aol.com
 Membership (\$35 annual dues)
 Director at Large (415) 329-8252
Kendric Smith
kendric@aol.com
 WebMaster (415) 493-7210
Jim Dinkey
 Publicity Chair (415) 493-9307
dinkey@ix.netcom.com
Brian Christopher
brianc@mediacity.com
 Newsletter (415) 952-5632
Contacts

Name	Area Of Expertise	Phone	Hours	E-Mail
Jim Bailey	DOS , Quick Books	415 494 -631	9AM - 9PM	NA
Jim Dinkey	Win NT (Installation)	415 493 9307	9AM - 9PM	dinkey@ix.netcom.com
Bill Goldmacker	DOS	415 691 0911	6PM - 9PM	gold@svpal.org
Clyde Lerner	Netscape, Quicken, Eudora, Word, Excel, Ascend	415 494 2593	9AM - 9PM	Veg4Life@ClydeL.com
Bill McElhinney	Quicken, Dazzle, Plug In, Word Express, Daytimer, Sidekick	415 325 9808	9AM - 9PM	Mcels@aol.com
John Sleeman	Fortran	415 326 5603	9AM - 8PM	sleeman-j@shs-stanford
Walt Varner	All PC areas: Software and Hardware incl. Win 95	408 739 3488	9AM - 9PM	walt2222@aol.com

August 1997 SPAUG News



Arlan Kertz - "SPAUG 501(c)"

This is to remind you that SPAUG is a non profit organization registered with the IRS under Internal Revenue Code 501(c)(3). In this regard, your dues (except for \$12 for the newsletter) are deductible. Also, any additional cash and or other non-business assets donated to SPAUG are also deductible.

**Membership Application in the Stanford / Palo Alto Users Group for PC
\$35 annual dues payable to SPAUG**

Name: _____ Address: _____
City: _____ State: _____ Zip: _____
Home: _____ Work: _____ Fax: _____
E-Mail: _____
New Member: _____ Renewal: _____
Special Interest Group: _____

The above information is for SPAUG use only.

Mail to: The Stanford / Palo Alto Users Group, PO Box 3738, Stanford, CA 94309-3738
Questions? Call Beverly Altman (415) 329-8252 or Bob Mitchell (415) 368-9530

*Robert Mitchell - "Kodak Digital Science
PhotoDoc Color Scanner"*

Street Price: Around \$250.00

System Requirements: 486 66MHz or higher, Microsoft Windows 95, CD-ROM Drive, 8 Megabytes Ram, 16 Recommended, SVGA Monitor and 10 megabytes minimum and 35 megabytes for Full Install.

Hardware Optical Resolution: 300 DPI Max
Software Interpolated Resolution: 1200 DPI Max

Software Included: Twain Drivers for scanner, Kodak Digital Science Picture Postcard, Kodak Launcher, MetaTools Kai's Power Tools SE and Caere OmiPage Limited Edition. All on one CD-ROM disk. Microsoft Publish It! comes on one CD-ROM disk (Full Version).

Manuals & other Items: Scanner Manual, Microsoft Publish It! Manual, some coupons for Upgrade to Caere Ominipage Pro & OmniForm, Card Scan Software and Paper master File Program.

Warranty: 1 year, Optional 3 year extended warranty available.

Evaluation Report

If one is looking for a scanner to use at home or in the office. They have several choices of scanners to choose from. Flatbed, Picture scanners, page scanners and hand scanners. Of all of these, there is another choice, a stand up document scanner. This scanner is from Kodak and is called the PhotoDoc Color Scanner. This scanner is a 24 bit scanner, and has several programs that comes with it, and takes very little space on the desk. This scanner is easy to setup and get running.

How Hard Is It To Set Up

This scanner uses a plug & play installation procedure. The user plugs the included cable into the parallel port and plugs the scanner into the parallel port on the computer and plugs in the Power pack into the scanner and in the outlet. The included twain driver on Kodak's CD-ROM is effortless to install. I had no trouble installing the driver. Once the driver is installed, the user than can use a program such as Adobe Photoshop, Photo Deluxe etc. through the Acquire command. Once user can also scan directly into a word processing program such as Word Perfect or Microsoft Word. When the twain interface comes up. The user then can scan the picture or what ever he or she directly in these programs. This saves from having to first load the program and then load the picture or document.

User Interface

The user interface is the easiest interface I have seen. The interface is like using the Macintosh or Windows 95 with easy to read buttons that one clicks with mouse. The interface has two modes. A Novice mode and

an Advanced mode. The Novice mode lets the user select the best settings for your needs using easy to read labels, such as Good, Standard or Best and the Advanced mode lets the user make his/ her own choices.

In the program, the user then selects the resolution and color or B/W mode. The person first clicks on the preview button to scan a preview of picture or page into windows on the left, then selects the area to scan using the Transfer Scan button. The person can Enhance the picture before the Final Scan. Once the picture or page in scanned into a program such as Adobe PhotoShop, the picture is ready to be manipulated.

There is also a program called Kodak Launcher. The program lets the user scan a picture then print it out. This mode is like a photo copy machine. Another mode is Scan/ Fax. This mode lets the user Fax a document after scanning it. This works with users existing fax software.

Other modes are Picture postcard - A program that lets one send a picture through email and another is to scan into a program such as Caere OmniScan for performing OCR, which then can be edited in a word processing program later.

Quality Of Scans and specifications. As far as the quality is concerned, there are a variety of scanners with different qualities. There are

entry level, Middle grade and high end scanners. This scanner would be considered an Entry level to low middle level scanner. Picking a scanner depends on the needs of the user. This scanner would fit well with home/home office use and for small business use.

This scanner is a 24 bit scanner rather than a 30 or 36 bit scanner. Many of the middle and higher end scanners are 30 and 36 bit scanners, which pick up more color and detail. The dark areas contained less detail than the lighter areas. Shadows are quite good.

I scanned and printed several pictures with scanner, most of the pictures came out quite good for being a 24 bit scanner. Some of the darkest areas are more on the dark side, but most of the colors and detail in the pictures is quite good at especially the 300 DPI mode.

Like a lot of scanners that I have tried out, there were no streaks through the picture. The black & white drawing of the airplanes were scanned at 200 dpi and were scanned in Black & White mode. They came out quite good. Detail is quite good. The photo copy of the original Print out also came out quite good. This was also scanned out at 200 dpi,


Some Complaints About Scanner

Despite the good things about the scanner, there were some complaints to report. These include picture moving, because of a lack of extra guide in the adjustable slides guide, Mouse locking up during start up of system and during loading of twain driver while Twain driver is checking to see whether the light is on or off and drive C: always filling up. While I scan some pictures, sometimes they would get crooked while scanning. This would have not looked too good. User should check to make sure guides are as close and possible to the picture or document.

Some plastic plate guides at the bottom of slide guides would help. This scanner cannot scan from magazines or books. If one needs these features, then look at the flatbed scanner. The other complaints about scanner are when the mouse locks up for 10 to 15 seconds while the twain driver is checking the scanner lamp to see if it is on or off. This happens every 15 minutes. This can be quite annoying when working with other programs.

Another is scanning pages from books and Magazines. The scanner must also be plugged in printer if it is plugged into scanner printer post. There will be printer not ready message if not plugged in.

The one last complaint is the memory requirements. All Windows machines use a swap file. There should be a least 25 megabytes free on the drive C:. If this fills up, it can be quite a problem. There will be frequent out of memory message with low memory (space) on drive. It work a lot better with 16 then 8, but I would recommend more then 16 megabytes to avoid using this swap file.



The more memory in the system, then the less it has to use drive c:. This would be true of all scanners and programs that use the swap file.

Sum It All Up

All in all, despite the limitations mentioned, this scanner is worth while for home/ home office and small business. The high points are a small footprint and leaves lots of room desk. Other points are, most picture quality is quite good except some darkened areas in the darkest areas of the pictures. The detail is quite good in most areas.

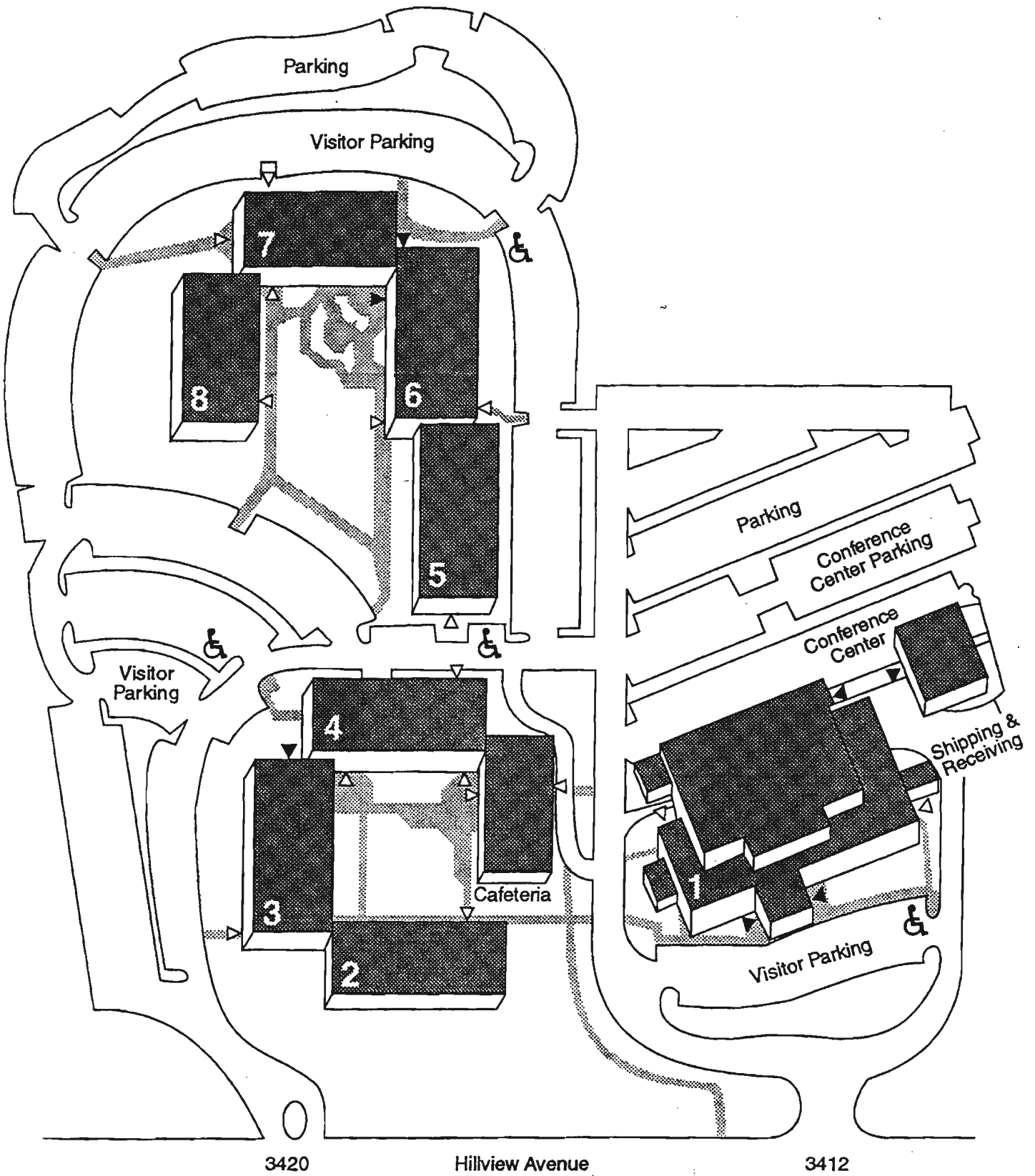
Software hardware installation is easy. I also like the price and the software bundle that comes with the scanner. I would recommend this scanner for families and small business, if they don't want to have a flatbed large scanner taking up a lot of desk space and don't need to scan book pages and magazine pages. ☺

Kodak 
digital science

Capture



ELECTRIC POWER RESEARCH INSTITUTE



3420

Hillview Avenue

3412

- ▶ Visitor entrances
- ▷ Employee entrances